



**7** YEAR  
WARRANTY

# 3PH ROTARY CUTTERS



The PTO powered rotary cutters provide excellent mowing and shredding performance for tractors rated between 20-50 HP. The 3PH mount models are available in a variety of cutting widths providing a cutting path from 48" - 72". To better adapt to your conditions, the Pulsar features an adjustable cutting height of 2" - 10" and a floating top link. This combination allows you to get the ideal cut for your field or roadside.

Model	PRC48LD	PRC48	PRC60	PRC66	PRC72	PRC72HD
<b>Shipping Weight (LBS.)</b>	420	480	600	640	700	740
<b>3PH Mount</b>	CAT. 1	CAT. 1	CAT. 1	CAT. 1	CAT. 1	CAT. 1
<b>Cutting Height</b>	2" - 10"	2" - 10"	2" - 10"	2" - 10"	2" - 10"	2" - 10"
<b>Cutting Path</b>	48"	48"	60"	66"	72"	72"
<b>Max Brush Diameter</b>	1"	1"	1"	1"	1"	1"
<b>Tip Speed (Ft/Min)</b>	13,100	13,100	12,462	13,708	14,955	14,955
<b>Wheels</b>	16" (Air Filled)		16" (Segmented)			
<b>Blades</b>	1/2" x 3"	1/2" x 3"	1/2" x 3"	1/2" x 3"	1/2" x 3"	1/2" x 3"
<b>Tractor HP (min)</b>	20	20	30	40	50	50
<b>PTO RPM</b>	540	540	540	540	540	540
<b>Gearbox Rating</b>	40	40	40	40	40	60
<b>Deck</b>	12 ga	10 ga	10 ga	10 ga	10 ga	10 ga
<b>Stump Jumper</b>	Yes	Yes	Yes	Yes	Yes	Yes
<b>Protection (Std./Opt.)</b>	Shear Pin / Slip Clutch	Shear Pin / Slip Clutch	Shear Pin / Slip Clutch	Shear Pin / Slip Clutch	Shear Pin / Slip Clutch	Slip Clutch (Std.)
<b>Rubber Guard</b>	Std.	Std.	Std.	Std.	Std.	Std.





PICTURED: PRC60



PICTURED: PRC48LD



**Fixed Skid Shoe**



**Blade Assembly**




**Floating Top Link**



**Segmented Wheel**  
(Not used on PRC48LD)



**Optional Slip Clutch (std. on PRC72HD)**



**Chain Curtain Option**

# 3PH ROTARY CUTTERS - 700 SERIES



The 700 Series features a 7" deck height which increases airflow providing improved efficiency and cutting capacity. This PTO powered rotary cutter provides excellent performance for tractors rated between 22 - 50 HP. The 3PH mount models are available in a variety of cutting widths from 48" - 72". The 700 Series also features a floating top link and has an adjustable cutting height of 1.5" - 13", allowing you to achieve your ideal cut.

Model	MKRC748	MKRC760	MKRC766	MKRC772
<b>Cut Width</b>	48"	60"	66"	72"
<b>Weight (LBS.)</b>	420	535	605	640
<b>Hitch</b>	Cat 1. Quick Hitch Compatible			
<b>Cutting Height</b>	1.5" - 13" / 10 Positions			
<b>Max Brush Diameter</b>	2"			
<b>Tip Speed (Ft/Min)</b>	13100	12462	13708	14955
<b>Wheels</b>	16" Segmented			
<b>Blades</b>	1/2" x 3"			
<b>Tractor HP (min)</b>	22	30	40	50
<b>PTO RPM</b>	540 RPM	540 RPM	540 RPM	540 RPM
<b>Gearbox Rating *</b>	40	60	60	60
<b>Deck</b>	10 ga	10 ga	10 ga	10 ga
<b>Deck Height</b>	7"	7"	7"	7"
<b>Skirt Thickness</b>	3/16"	3/16"	3/16"	3/16"
<b>Stump Jumper</b>	Yes (Round)	Yes (Round)	Yes (Round)	Yes (Round)
<b>Rubber Guard</b>	Std.	Std.	Std.	Std.
<b>Protection</b>	Shear Pin	Shear Pin	Shear Pin	Shear Pin

\*Based on field performance.



## 700 Series - 3PH PTO



**7" Deck Height**



**Cat. 1 3PH**



**Floating Top Link**



**Solid Segmented Wheels**



**Front & Rear Rubber Guards**



**2 Piece Blade Assembly**



**Deck Protection Ring**




**Stump Jumper**



**Fixed Skid Shoe**

# 3PH ROTARY CUTTERS - PLUS



Pictured: PRCPLUS 120

The Rotary Cutter Plus for tractors comes rated between 40 - 60 HP. This updated mower features not only Category 1, but also Category 2 and Quick Tach mounting options to fit your equipment. With a cutting path ranging from 60" - 120", and a cutting height of 2" - 10" with the standard floating top link, this mower will get the job done the first time. The deck is equipped with 3 blades increasing cutter efficiency and productivity. The standard slip clutch keeps this cutter moving throughout the work day.

Model	PRCPLUS60	PRCPLUS72	PRCPLUS84	PRCPLUS96	PRCPLUS120
<b>Shipping Weight (LBS.)</b>	700	865	1220	1475	1425
<b>Hitch Type</b>	CAT. 1 & 2 Quick Tach compatible				Draw Bar Hitch
<b>Cutting Height</b>	2" - 10"	2" - 10"	2" - 10"	2" - 10"	2" - 10"
<b>Cutting Path</b>	60"	72"	84"	96"	120"
<b>Max Brush Diameter</b>	1.5"	1.5"	1.5"	1.5"	1.5"
<b>Tip Speed (Ft/Min)</b>	12,462	15,260	17,803	16,500	14,500
<b>Wheel Type (Qty.)</b>	16" Segmented (1)	16" Segmented (1)	16" Segmented (2)	16" Segmented (2)	16" Pneumatic (2)
<b>Blades</b>	3 - 1/2" x 3"	3 - 1/2" x 3"	3 - 1/2" x 3"	3 - 1/2" x 3"	6 - 1/2" x 4"
<b>Tractor HP (min)</b>	30-40	60	60	80	80
<b>PTO RPM</b>	540	540	540	540	540
<b>Gearbox Rating</b>	60 HP	60 HP	60 HP	75 HP	100 HP
<b>Deck</b>	3/16"	3/16"	3/16"	3/16"	9GA
<b>Stump Jumper</b>	Yes	Yes	Yes	Yes	Yes
<b>Protection</b>	Slip Clutch	Slip Clutch	Slip Clutch	Slip Clutch	Slip Clutch

\*Based on field performance.





**Bolt-On Skid Shoe**



**Blade Assembly**




**Floating Top Link**



**Segmented Wheel  
(Not used on PRCPLUS120)**



**Slip Clutch**



**Chain Curtain Option**




## Finishing Mower



The MK Finishing Mower is available for a wide variety of lawn mowing applications. Available in 4 sizes, there is a size to fit your mowing needs. Riding on 4 solid rubber tires, the Pulsar Finishing Mower floats smoothly over your lawn without worry of flat tires. A floating top link ensures that all 4 wheels keep contact with the ground as your 3PH equipped tractor pulls it along.

Model	PFM48RD	PFM60RD	PFM72RD	PFM90RD
<b>Cutting Width</b>	48"	60"	72"	90"
<b>Overall Width</b>	50"	62"	74"	93"
<b>Weight (LBS.)</b>	370	435	525	714
<b>Acres/Hr@5 MPH</b>	2.43	3.03	3.63	4.57
<b>HP Required</b>	14/20	20/25	25/30	30/40
<b>3PH Mount</b>	CAT. 1	CAT. 1	CAT. 1	CAT. 1
<b>RPM @ PTO Shaft</b>	540	540	540	540
<b>Number of Blades</b>	3	3	3	5
<b>Tip Speed (Ft/Min)</b>	15,660	18,000	16,850	16,288
<b>Wheels</b>	Solid Rubber Wheel	Solid Rubber Wheel	Solid Rubber Wheel	Solid
<b>Cutting Height</b>	2" - 5"	2" - 5"	2" - 5"	2" - 5"



**Floating Top Link  
(Bar Stock)**



**Rear Discharge Shield**



**Blade Assembly  
(PFM90RD Model Shown)**



**Adjustable Deck Height**



**Fixed Guide Wheels**      **Belt Driven Blades**



## Trail Mower



The UTV mower is self powered with a 19 HP Briggs & Stratton engine and a 12V battery, giving you the power you need to run without needing a PTO or hydraulic hookup.

The mower is equipped with two 3-blade rotors, cutting through tall grass and weeds without a problem. Flat free tires help maintain consistent travel height and prevent downtime from blowouts when working in rough areas.

The tongue can be set in 3 different positions allowing you to tow the mower either directly behind your UTV, or offset to the left or the right, giving you more control in difficult to reach areas.

Specifications	UTV Mower
Engine Brand	Briggs & Stratton
Engine HP	19
Starting system	Key (electric)
Fuel Tank	3 Gal.
Battery	12 Volt
Deck	Rear Discharge
Deck Thickness	10 ga
Blade Assembly	2 Rotors with 3 Blades
Cut Width	44"
Cut Height	2" – 7"
Wheels	14 x 6
Weight	720 lbs



**19HP Briggs & Stratton Engine**



**Adjustable Deck Height**



**Adjustable Offset Towing**



**Remote e-Stop**



**Control Panel**



**Blades**

# AXIS



The Axis Tool Arm has been developed to provide an economical alternative for mowing road side ditches or along side fences. Offset design allows plenty of room to clear the tractor tires, as well as keeping the tractor on a more level surface. Should you hit a solid object with the outer edge of the tool attached to the arm, we have shear bolt protection on a breakaway link. With a 55° cutting angle with the cylinder extended, and 90° cutting angle with the cylinder retracted, the operator has lots of flexibility to match whatever terrain they are working with.

**7 YEAR WARRANTY**

Note: Cutter Not Included


Model	AXIS4	AXIS5-6
Weight (LBS.)	751	900
Offset	60"	84"
3PH Mount	CAT. 1	CAT. 1 & 2
Minimum Tractor Weight (LBS.)	2,900	5,800
Maximum Tool Weight (LBS.)	480	800
4' Rotary Cutter (Not Included)	req. min. 30 HP	
5' Rotary Cutter (Not Included)	req. min. 60 HP	
6' Rotary Cutter (Not Included)	req. min. 80 HP	
Cutting Angle Cyl. Ext.	55°	
Cutting Angle Cyl. Ret.	90°	
Tractor Remotes Req.	2	
Protection	Shear Bolt	Shear Bolt





## Hydraulic Tool Lift

The Axis Tool Arm hydraulically pivots on your 3PH raising and lowering the tool as needed. With the Axis fully raised the mower can be folded in to provide safe road travel (image below).



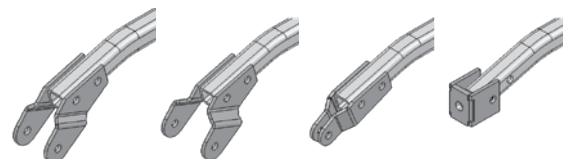
## Hydraulic Tool Rotation

To provide the best results when mowing along ditches or around ponds the tool carrier is hydraulically adjustable allowing the mower to be adjusted to match the grade.



## Stabalizer Arm to Cutter

Various attachment bracket are supplied with the Axis Toolbar to attach the Stabilizer Bar to the cutter. All four adaptors are included.



**Shown in order:** Pulsar, Kodiak, Fork Rear Wheel Style with 180° Wheel Adjuster, Fork Rear Wheel Style with Flat Wheel Adjuster



**Transport Lock**



**Retractable Counterweight Shelf**



# 3PH ROTARY CUTTERS - WING

MK Martin presents the Rotary Cutter Wing. Available in a 15' model, the three triple blade assemblies make short work of stubble whether in the pasture, field, or brush. Each wing can independently float 20° in either direction to conform to the contours of the ground. The 15' width of the cutter can be greatly reduced by folding up both hydraulic wings to better transport from one field to another, and to store the cutter in tight spaces.

## Features

- 15' dual wing rotary cutter
- 4 heavy duty gearboxes, each covered with limited 5 year warranty
- Transport lock for each wing
- 1.5" diameter cutting capacity

## Options

- Tandem Wheels
- Solid Tire

<b>Model</b>	PW180
<b>Shipping Weight (LBS.)</b>	4,400
<b>3PH Mount</b>	Draw Bar Hitch
<b>Cutting Height</b>	3"-15"
<b>Cutting Path</b>	180"
<b>Max Brush Diameter</b>	1.5"
<b>Overall Width (Wings Down)</b>	184"
<b>Folded Width (Wings Up)</b>	78"
<b>Tip Speed (Ft/Min)</b>	15,100 ft/min on Wings 14,850 ft/min on center
<b>Wheels (Pneumatic)</b>	21"
<b>Blades</b>	9 blades 1/2"x4"
<b>Tractor HP (min)</b>	75HP
<b>PTO RPM</b>	540
<b>Gearbox Rating (Wing)</b>	140 HP
<b>Gearbox Rating (Center)</b>	105 HP
<b>Gearbox Rating (Divider)</b>	87 HP
<b>Deck</b>	3/16"
<b>Stump Jumper</b>	Yes
<b>Protection</b>	Independent Slip Clutch on Each Spindle





**7** YEAR  
WARRANTY



Pictured: Rotary Cutter Wing - Folded Wings

## Hydraulic Cutter



The hydraulically driven Rotary Cutter series was designed for mowing grass and light brush, up to 2" in diameter. Available in 60" and 72" cutting widths the skidsteer mount Pulsar can cut almost any desirable height.

The heavy 3/16" material deck and deck supports provide the durability for many years of dependable service. The front of the Pulsar features a push bar that bends tall grasses and brush under the deck. Our unique drive spindle is supported by 2 bearings allowing us to couple the hydraulic motor directly onto the drive spindle, eliminating the need for a gearbox.

Our unique float linkage allows the Pulsar to follow the contour of your cutting area.

Model (Hydraulic)	PRCH60	PRCH72
Shipping Weight (LBS.)	770	985
3PH Mount	NA	NA
Cutting Height	min 2"	min 2"
Cutting Path	60"	72"
Max Brush Diameter	2"	2"
Overall Width	66"	78"
Tip Speed (Ft/Min)	N/A	N/A
Acres/Hr (5 MPH)	2.73	3.27
Wheels (Segmented)	NA	NA
Blades (Qty.)	1/2" x 3" (3)	1/2" x 3" (3)
Hydraulic Requirement*	See Flow Rates	See Flow Rates
Deck	3/16	3/16
Stump Jumper	Yes	Yes
Protection	Relief Valve	Relief Valve

### Flow Chart

GPM	PRCH60 (FT/Min)	PRCH72 (FT/Min)
14-16	10,400-11,880	12,480-14,260
17-20	10,100-11,880	12,120-14,260
20-22	9,510-10,460	11,410-12,550
23-26	8,545-9,660	10,250-11,570
27-33	8,020-9,810	9,630-11,770
33-40	7,840-9,510	9,410-11,410


\* To ensure optimum performance, hydraulic output must match motor package.



## Loader Hydraulic



**Floating Loader Mount**



**Chain Curtain**



**Blade Assembly**



**Push Bar & Formed Skid Shoe**





## Authorized Dealer

3950 Steffler Rd., Elmira Ontario, N3B 2Z3

Toll Free: 855-664-2752

Tel.: 519-664-2752

Fax: 519-664-3695

Email: [sales@mkmartin.ca](mailto:sales@mkmartin.ca)

[www.mkmartin.ca](http://www.mkmartin.ca)